Philip Morris International: Priced for Perfection

Skepticism meets a genuine smoke-free inflection. An analytical teardown of the 18.7x forward P/E multiple.



NotebookLM

BOTTOM LINE UP FRONT: GREAT COMPANY, RISKY STOCK.

The transformation is undeniable, but the multiple leaves zero margin of safety.

The Bull Narrative

Transformation Delivered: Smoke-free products reached 41.5% of FY2025 net revenue.

Hyper-Growth Engine: ZYN U.S. shipments grew 37% to 794M cans in 2025.

Earnings Power: Adjusted EPS grew an impressive 14.2% currency-neutral.

The Structural Reality

Moat Narrowing: ROIC compressed from ~35% (2021) to ~17% (2024) post-Swedish Match.

Competitive Flank Exposed: Altria's on! PLUS (6mg/9mg) FDA authorization attacks ZYN directly.

Decelerating Growth: The 2026 EPS growth guide (7.5-9.5%) is the softest initial guide since 2021.

Stretched Valuation: Trading at ~18.7x forward P/E and ~16–17x EV/EBITDA versus peers at 9–12x.

PM is priced for durable double-digit EPS growth and benign regulatory outcomes. The asymmetry currently tilts entirely against a long position.

NotebookLM

THE SHIFT: 41.5% SMOKE-FREE BY 2025

The ‘Beyond Combustibles’ transformation is real and gross-margin accretive.

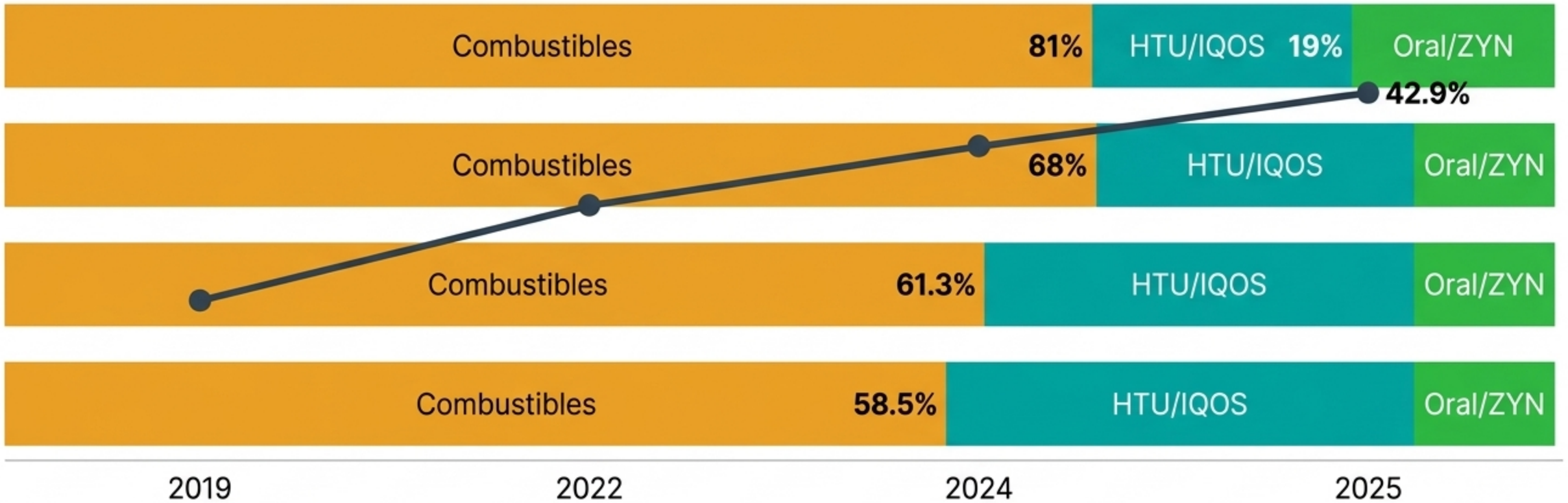

Margin Accretion: SFP gross margin sits at 69.4% vs. combustibles at 65.4%, driven disproportionately by ZYN’s ~70%+ profile.

Missed Goal: The original “50% smoke-free by 2025” target was missed at the consolidated level; the goalpost has quietly moved to “two-thirds by 2030.”

NotebookLM

THE TEARDOWN FRAMEWORK

Stress-testing the 18.7x multiple across three fundamental pillars

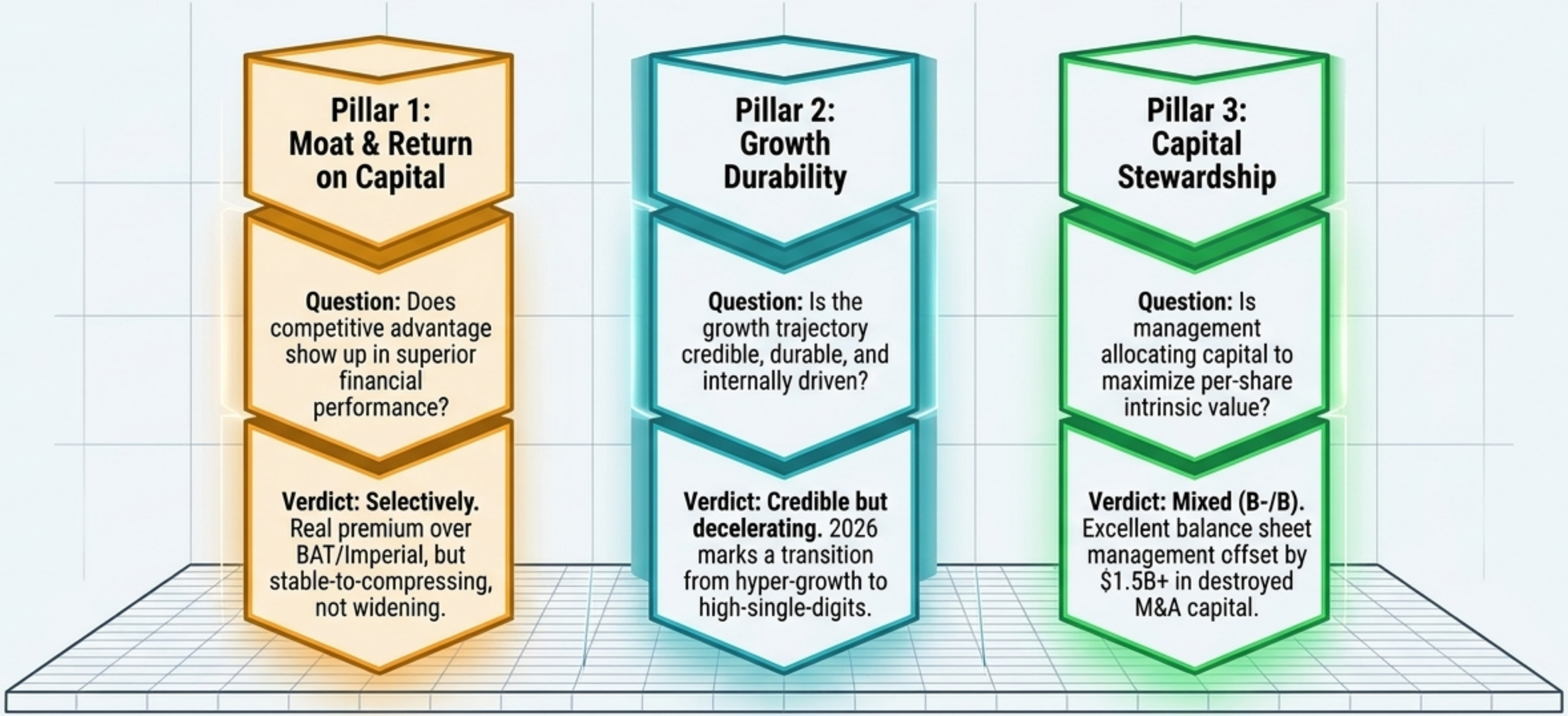

A moat that doesn't produce superior returns on capital is a narrative, not a moat.

NotebookLM

PILLAR 1: MOAT & RETURN ON CAPITAL

PM commands a massive premium multiple, despite a compressing ROIC.

Metric	PM	Altria	BAT	Imperial	JT
Gross Margin	**64.8%**	58.3%	82.7%	~55%	~40%
Adj. Op Margin	**~39%**	59.9%	46.0%	~46%	~24%
ROIC	**~17%** (down from 34.8%)	~17-19%	~10%	~14-20%	~11%
Net Debt/EBITDA	**~2.8x**	~2.1x	2.4x	1.8-2.0x	~1.3x
Forward P/E	**18.7x**	10-11x	10-11x	10-11x	10-11x
EV/EBITDA	**~16-17x**	~9x	~9x	~9x	~9x

The Altria Contrast

Altria earns ~60% adj. operating margin on its U.S. cigarette franchise—significantly higher than PM's ~40% on its international franchise.

The ROIC Collapse

PM's ROIC dropped from 34.8% (2021) to 17.1% (2024) entirely due to the $16B Swedish Match goodwill dilution.

The Disconnect

PM trades at a 70-90% EV/EBITDA premium over peers, despite comparable ROIC to Altria and Imperial.

NotebookLM

PILLAR 1: THE PRODUCT MOAT DIAGNOSTIC

The fastest-growing segment relies on the weakest structural defenses.

	Combustibles	IQOS / HTU	ZYN / Oral
Moat Source	Shared Oligopoly (Ad bans, plain packaging).	$14B R&D, 34M+ user base, device lock-in.	First-mover scale, C-store distribution, capacity.
Entry Barriers	Near-impossible (0 new entrants in 20 years).	High ($500M+ PMTA & R&D).	Moderate ($20-50M setup; challengers already scaling).
Switching Costs	High (Brand loyalty).	High ($60-$100 device sunk cost).	Low (No device, highly commoditized).
Verdict	Durable sunset cash-cow.	Narrowing but robust (Feb 2024 BAT patent settlement removed legal monopoly).	**Execution race.** The most **commoditized** category.

NotebookLM

ZYN VULNERABILITY: WHY 75% TERMINAL SHARE IS UNREALISTIC

Massive capacity scale-up collides with an exposed higher-nicotine flank.

Threat vs. Scale Map

Capacity Scale

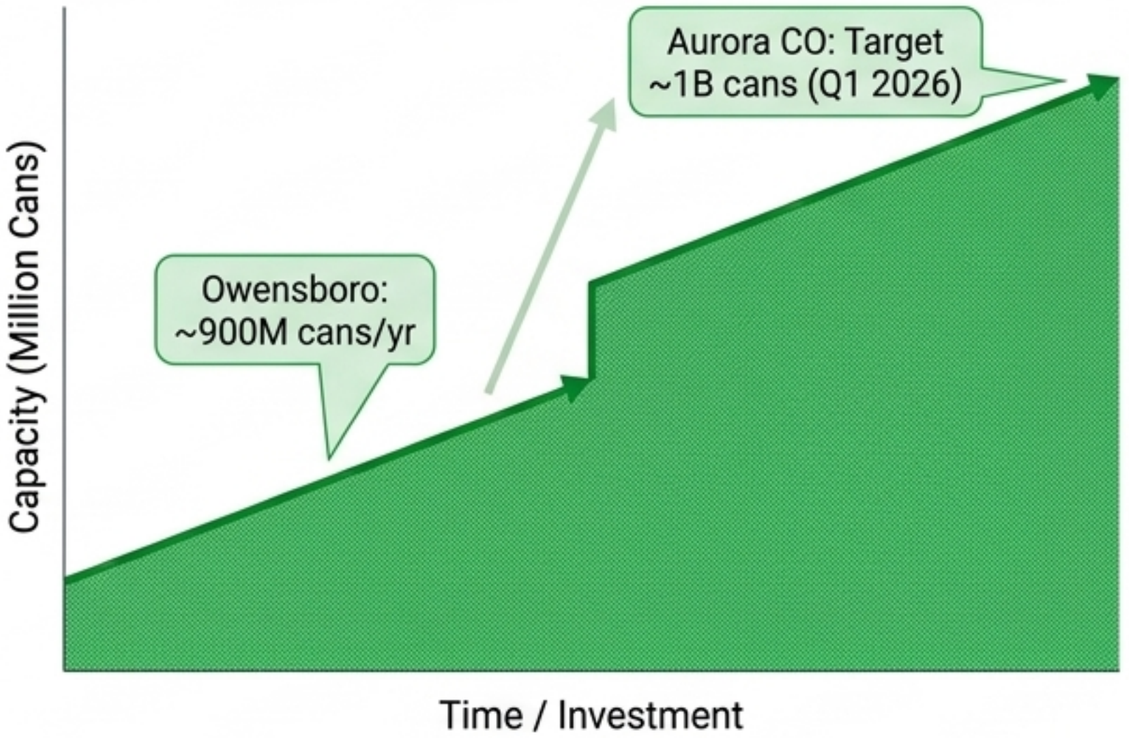

The Threat Radar

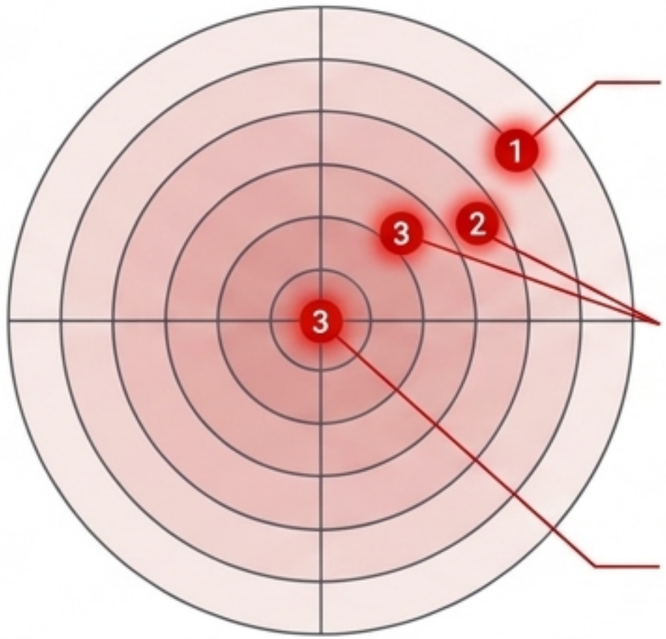

The 6mg/9mg Flank: Altria's on! PLUS authorized by FDA (Dec 2025). Directly attacks ZYN's upper-nicotine weakness while ZYN Ultra PMTA remains pending.

The Flavor Threat: California banned flavored pouches (Jan 2025). Over 80% of U.S. ZYN revenue relies on flavored SKUs.

Guidance Reality: 2025 actual shipments (794M cans) missed the raised 800-840M guide.

Bottom Line: During the 2024 supply shortage, ZYN share dipped to ~60%. Competitors proved they can scale. A realistic terminal U.S. share is 55-65%, not the 75%+ priced into the stock.

NotebookLM

PILLAR 2: GROWTH DURABILITY

2026 signals a genuine transition from hyper-growth to high-single-digits.

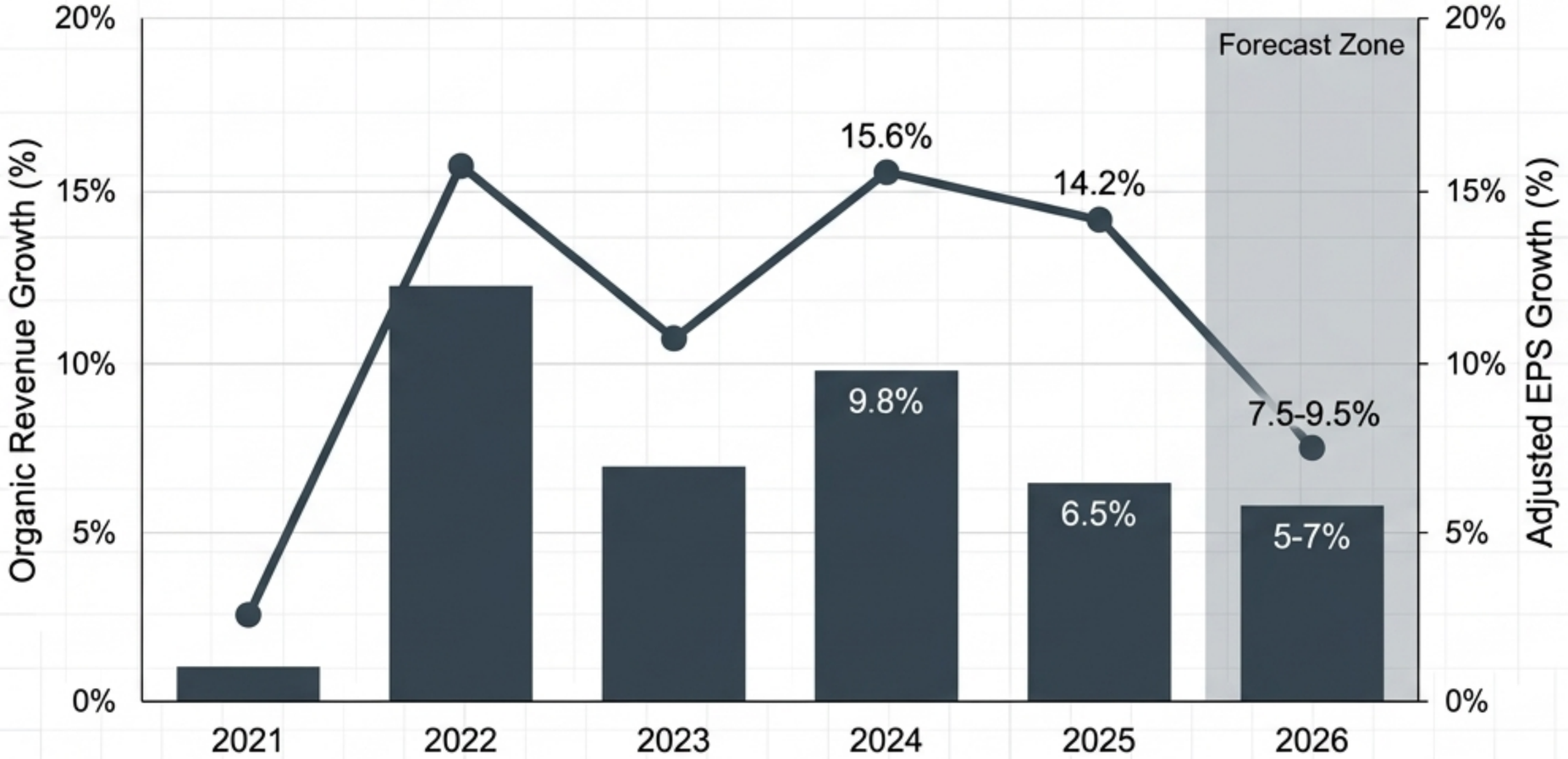

Law of Large Numbers: ZYN shipment growth decelerated from 62% (2023) to 51% (2024) to 37% (2025).

Combustibles Reality: Organic revenue growth for combustibles slowed from +5.9% in 2024 to +1.8% in 2025.

Scorecard: Management has zero misses since 2021, but this is their softest initial guide in 5 years.

NotebookLM

Peak 2025 earnings relied heavily on external and transitory drivers.

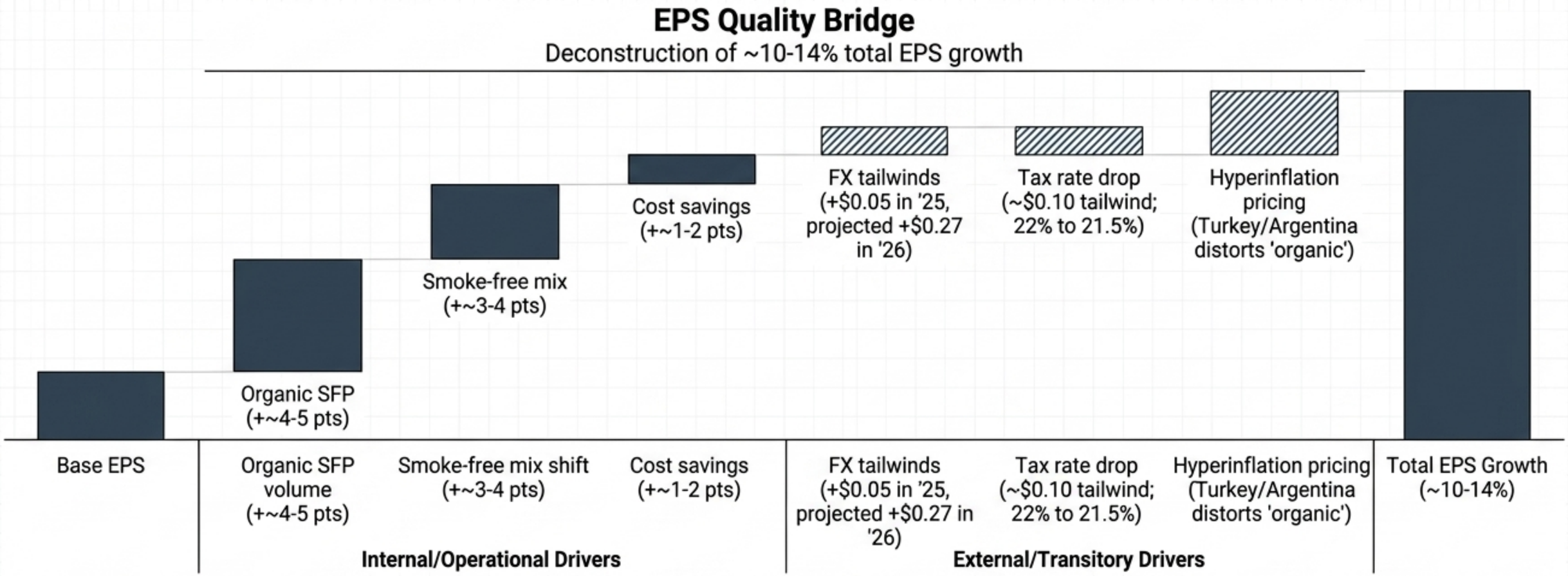

Roughly 35-40% of recent EPS growth is driven by external factors (inflation passthrough, FX, tax). Ex-FX, the 2026 **EPS guide compresses meaningfully.** The **operational growth story** is clean, but earnings have **cyclically peaked.**

NotebookLM

PILLAR 3: CAPITAL STEWARDSHIP SCORECARD

Deal-making is rewarded, ROIC is ignored. A mixed stewardship record.

The Green Ledger (Stewardship)

- **Leverage**: Responsible deleveraging. Net debt/EBITDA down to **~2.3-2.4x** in '25 (Target: 2.0x by YE26). **Fitch upgraded to Stable**.
- **Dividends**: 18 consecutive annual increases. 2025 increase of **+8.9%** signals confidence.

The Red Ledger (Capital Destruction)

- **The 'Beyond Nicotine' Failure:** Vectura bought for ~$1.45B, sold 4 years later for £150M. Cumulative disclosed healthcare writedowns: **>$1.03B**.
- **Swedish Match**: Paid $16B (~20x EBITDA). Saved from ROIC dilution entirely by lucky timing of the ZYN U.S. explosion.
- **Altria IQOS Buyback**: Paid $2.8B for U.S. rights.

Governance Red Flag: LTIP executive compensation metrics explicitly exclude acquisition amortization (~$1B/year), insulating pay from the economic costs of M&A.

NotebookLM

PILLAR 3: THE IQOS U.S. EXECUTION DRAG

The $2.8B U.S. license re-acquisition faces a steep, delayed adoption curve.

April 2024: Paid Altria $2.8B for U.S. commercialization rights.

March/May 2025: Austin & Fort Lauderdale pilots launched. Crucial detail: Using older IQOS 3 DUO devices, not the flagship ILUMA.

The Roadblock: FDA ILUMA PMTA has been pending for over 30 months. Nationwide rollout is effectively gated until authorization.

2026-2028: Management explicitly stated the 2026-2028 algorithm does NOT rely heavily on U.S. IQOS revenue.

Amortization drag:

The license creates $560M/year in amortization through 2029 (conveniently excluded from adjusted EPS).

Base Case Reality:

3-5% combined volume share by 2030 (vs. PM internal target of 10%). Expect 2-3 years of segment operating losses.

NotebookLM

VALUATION: THE SUM-OF-THE-PARTS DISCONNECT

The $243B+ enterprise value requires pricing every segment for perfection.

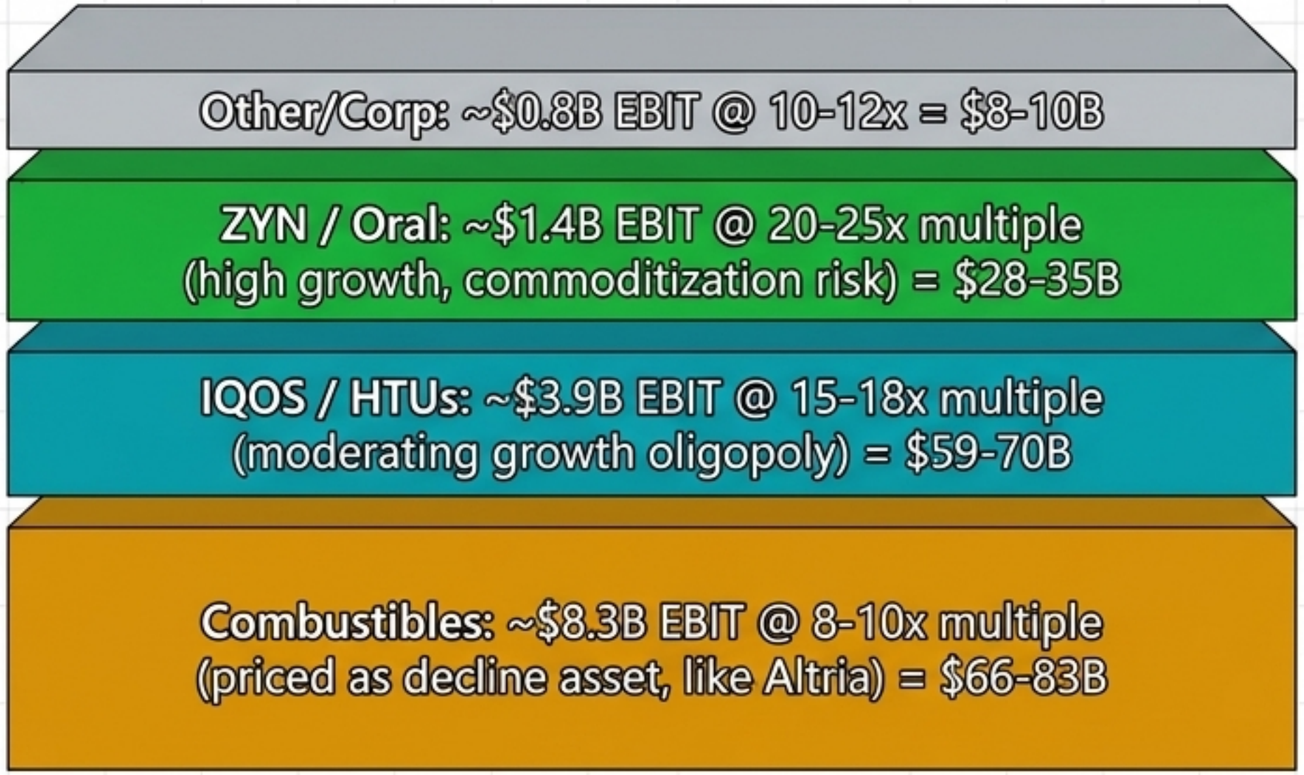

Total Implied EV: $161-198B

Less Net Debt: ~$39B

Implied Equity Value: ~$122-159B

The Disconnect: Current Market Cap sits at ~$243-250B.

The market is either ignoring the runoff nature of Combustibles, or assigning software-like 30-40x multiples to ZYN despite mounting regulatory risks.

NotebookLM

VALUATION: THE REVERSE DCF SCALE

What must go right to justify $155 vs. What is actually happening.

Priced in at $155 - Perfection

- 6-8% perpetual 10-year revenue CAGR.
- Terminal operating margins expand to 42-44%.
- **Zero** federal or state flavor bans.
- Flawless **IQOS** U.S. and ILUMA execution.



The Reality Weighing it Down - The Risks

- **ZYN Deceleration**: 25M cans of surplus destocking inventory entering Q1 '26.
- **Margin Pressure**: Japan HTU tax hike (April/Oct '26) compressing the most profitable IQOS market.
- **Capital Return Limit**: Buybacks suspended for 4 years; 2026 guide assumes zero repurchases.

The reverse DCF implies assumptions that exactly match management's most optimistic bull case. There is virtually zero margin of safety for execution missteps.

NotebookLM

THE BEAR CASE: CATALYSTS FOR MULTIPLE COMPRESSION

A short thesis does not require tobacco to disappear—only for the narrative to crack.

ZYN Flavor Bans (The Kill Switch)

California ban effective Jan 1, 2025. Over 80% of U.S. ZYN revenue is flavored. A broader FDA or state-cascade ban destroys the narrative multiple immediately.

ZYN Share < 55% (The Commoditization)

Altria's on! PLUS (6mg/9mg) captures the heavy-user flank. If category growth drops below 15% and PM share dips under 55%, ZYN becomes a standard premium brand, not a 30x multiple engine.

IQOS U.S. Cash Burn (The Sunk Cost)

Adversarial C-store relationships, state tax variations, and ILUMA delays result in heavy segment losses without hitting the 10% volume share target.

Combustibles Pricing Ceiling (The Cash Cow Bleeds)

If generational bans (UK 2027) or illicit trade (Australia saw 60% legal collapse) outpace PM's 7-9% pricing elasticity, margins collapse.

NotebookLM

FINAL SYNTHESIS

PM is executing a genuine transformation. But at 18.7x, it is Priced for Perfection.

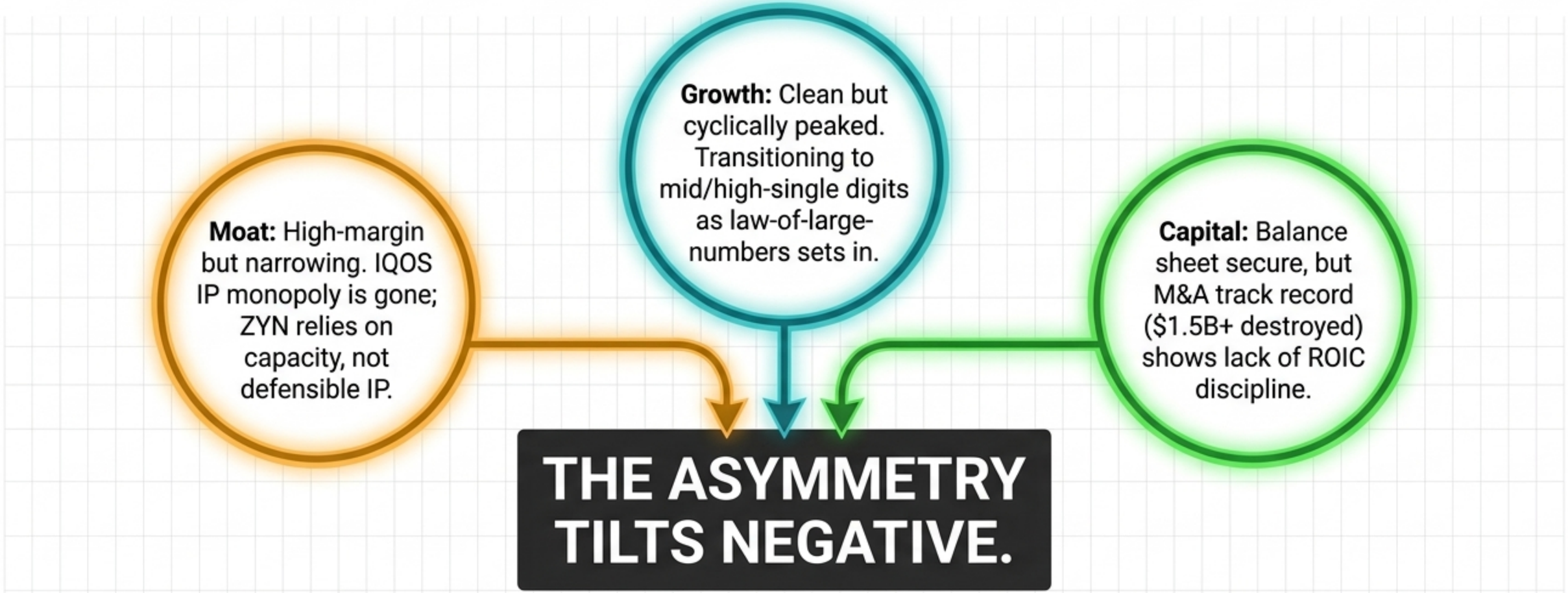

The **18.7x forward P/E** and **~17x EV/EBITDA multiples** demand flawless execution across **dual growth engines (IQOS + ZYN)** and **eternal pricing power** in Combustibles. With credible regulatory threats mounting and 2026 growth decelerating, the multiple leaves no room for error. **It is a great company, but a risky stock.**

NotebookLM