Veralto Corporation (VLTO): The Danaher Orphan with Genuine Moats

An intrinsically advantaged, capital-light industrial compounder trading at a structural discount to its own quality.



The market is pricing Veralto as a decent but unremarkable industrial spin-off, ignoring superior unit economics (108% FCF conversion) and a deeply entrenched regulatory moat.

Revenue (FY25)	Gross Margin	ROIC	Recurring Revenue
$5.5B	60.0%	26.0% (292% above industrial median)	61%

NotebookLM

The Origin Matrix

What Danaher Kept

- **Focus:** Biotechnology, Diagnostics, Life Sciences (Cytiva, Pall).

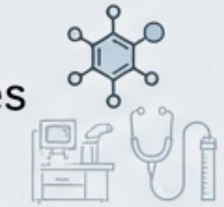

- **Growth Profile:** Hyper-growth (11-20% CAGR).



- **Market Perception:** Premium biotech multiple.



What Danaher Shed (Veralto)

- **Focus:** Water Analytics, Packaging Software, Industrial Marking.



- **Growth Profile:** Mature, steady cash-flow (4-5% CAGR).



- **The Verdict:** Diluted the parent's hyper-growth multiple.

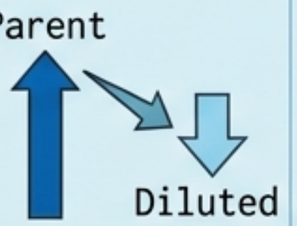

Post-Spin Reality Check

Spun off Oct 2023.



Saddled with $2.6B debt load (5.2% avg coupon).



Stock lagged S&P 500 (13-20% return vs S&P 25-30%+), dropping to $65 before recovering to ~$90, lacking the biotech halo.



Central Insight Box

Danaher didn't spin Veralto because it's a bad business; they spun it because a steady 5% grower **diluted** the parent's premium biotech valuation.



NotebookLM

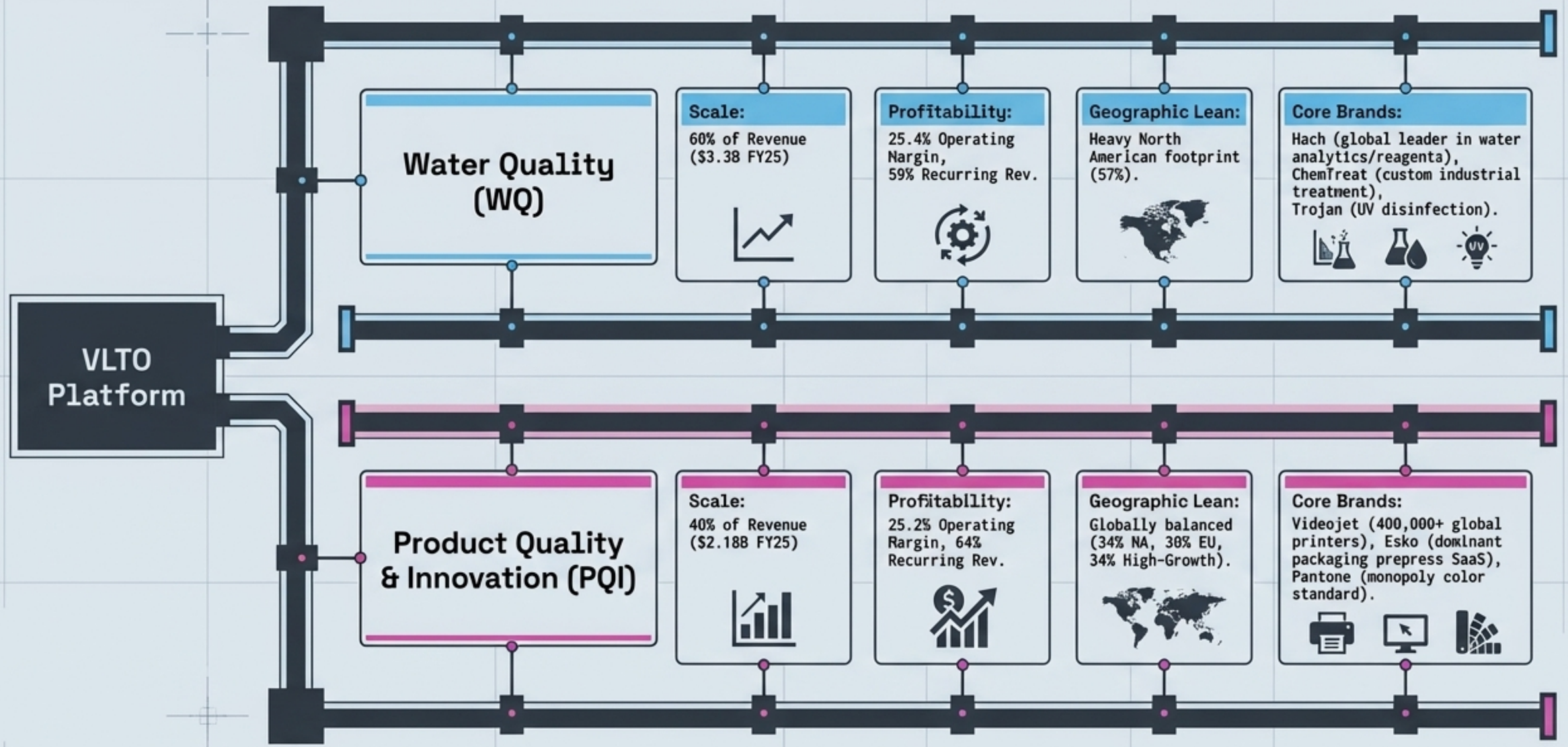
VLTO Platform
Water Quality (WQ)
Scale:
60% of Revenue ($3.38 FY25)
Profitability:
25.4% Operating Nargin, 59% Recurring Rev.
Geographic Lean:
Heavy North American footprint (57%).
Core Brands:
Hach (global leader in water analytics/reagenta), ChemTreat (custom industrial treatment), Trojan (UV disinfection).
Product Quality & Innovation (PQI)
Scale:
40% of Revenue ($2.18B FY25)
Profitability:
25.2% Operating Rargin, 64% Recurring Rev.
Geographic Lean:
Globally balanced (34% NA, 30% EU, 34% High-Growth).
Core Brands:
Videojet (400,000+ global printers), Esko (dominant packaging prepress SaaS), Pantone (monopoly color standard).

NotebookLM

The Razor & Blade Flywheel

Step 1: Instrument Placement

Equipment cost is trivial relative to the customer's budget.

(e.g., A €5,000 Videojet printer placed on a multi-million-dollar production line).



Step 2: Regulatory Lock-In

Customers operate under strict legal mandates.

(e.g., EPA PFAS drinking water standards; FDA pharmaceutical traceability).



Step 3: Proprietary Consumables

The installed equipment requires specialized, high-margin inputs.

(e.g., Hach chemical reagents, Videojet pharma-grade inks, Esko SaaS licenses).



Step 4: Automated Renewal

Switching costs are irrational, creating predictable recurring revenue.

(Total recurring revenue grew from 56.6% in FY21 to 61.0% in FY25).



Extreme Resilience. Because testing and marking are legal mandates, revenue is insulated from economic cycles. (Only a ~7% total drop during the 2020 COVID shock).

NotebookLM

The Moat Diagnostic Matrix

	Market Position	Switching Costs	Moat Source	Competitive Threat Level
Hach	#1 (16-18% share in oligopoly)	Very High	Regulatory validation / Reagents	Low
Pantone	Monopoly	Prohibitive	De facto global supply chain standard	Zero (Medium-term)
Esko	#1	Very High	Complete workflow integration	Low (Hybrid Software is small)
Videojet	Top Tier (~36% collective share for top 5)	High	Proprietary inks	Moderate (Laser marking transition; Chinese low-end entrants)
ChemTreat	Mid-Tier	Moderate	Embedded on-site personnel	High (Massive Ecolab scale)

NotebookLM

The 1% Capex Waterfall

Cash Flow Conversion Waterfall

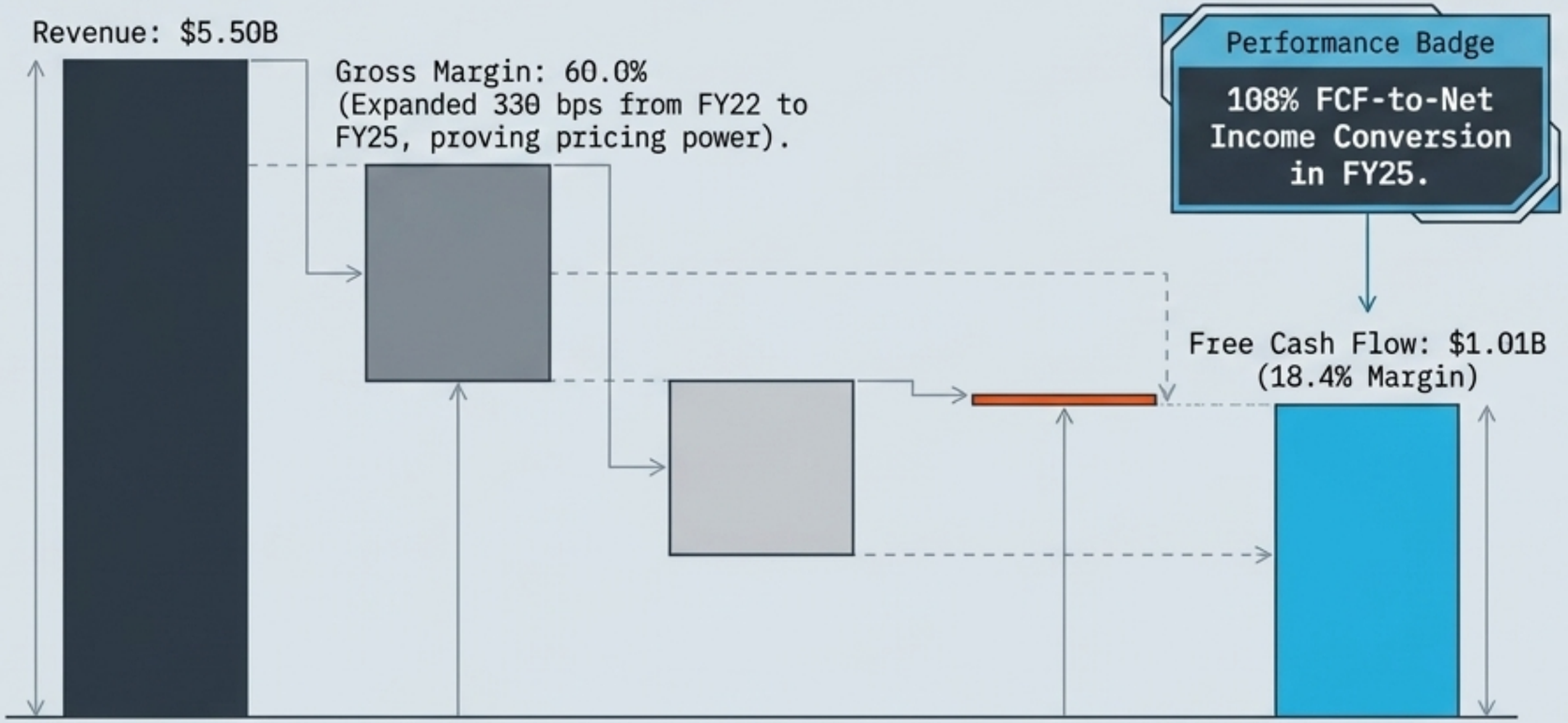

Addressing the ROE Optical Illusion

ROE dropped from 60% (FY23) to 30% (FY25) strictly due to balance sheet de-leveraging (equity multiplier falling from 4.10x to 2.48x from 4.10 to 2.48x as they amassed $2B in cash), not operational decay.

Underlying returns remain elite.

NotebookLM

Operational & M&A Strategy: VES and Track Record

Panel 1: Veralto Enterprise System (VES)

The DNA: Direct, licensed successor to the legendary Danaher Business System.

The Bear Critique: “Having been improved for 20 years by DBS, Veralto is the opposite of a fixer-upper... it needs M&A to bolster growth.” (RBC Capital Analyst)

The Solution: Deploying $2-3B+ of unlevered acquisition capacity to inject new, unoptimized targets into the VES machine.

Panel 2: The Standalone M&A Track Record (~$980M Deployed)

TraceGains ($350M, Q4 2024): Cloud food safety SaaS. >95% recurring rev. Grew >20% in 2025.

In-Situ ($435M, Mid-2026): Environmental water measurement. Heavy scrutiny on >5x revenue multiple.

GlobalVision ($195M, May 2026): AI packaging compliance. ~85% recurring rev, 19% CAGR.

Target ROI: All underwritten for double-digit ROIC by Year 5-6.

NotebookLM

The Growth Algorithm

[4-5% Organic Growth] + [~50 bps Margin Expansion] + [Strategic M&A] = [~10% EPS Compounding Target]

Secular Tailwinds Dashboard

1	EPA PFAS Regulations	First legally enforceable limits (April 2024). 2029 compliance deadline creates multi-year Hach/Trojan demand.
2	Data Center Water Cooling	AI infrastructure buildout driving double-digit growth for ChemTreat/Hach.
3	EU Food Information Regulation	April 2025 mandates for enhanced packaging traceability directly driving Videojet/Esko.

Capital Allocation Hierarchy

1. **Reinvestment**
   (Only 1.1% Capex)
2. **M&A**
   ($2-38 capacity)
3. **Dividends**
   (Token 14% payout ratio)
4. **Buybacks**
   ($360M executed Q1 2026; 4% yield equivalent).

NotebookLM

Valuation Disconnect: Quality vs. Price

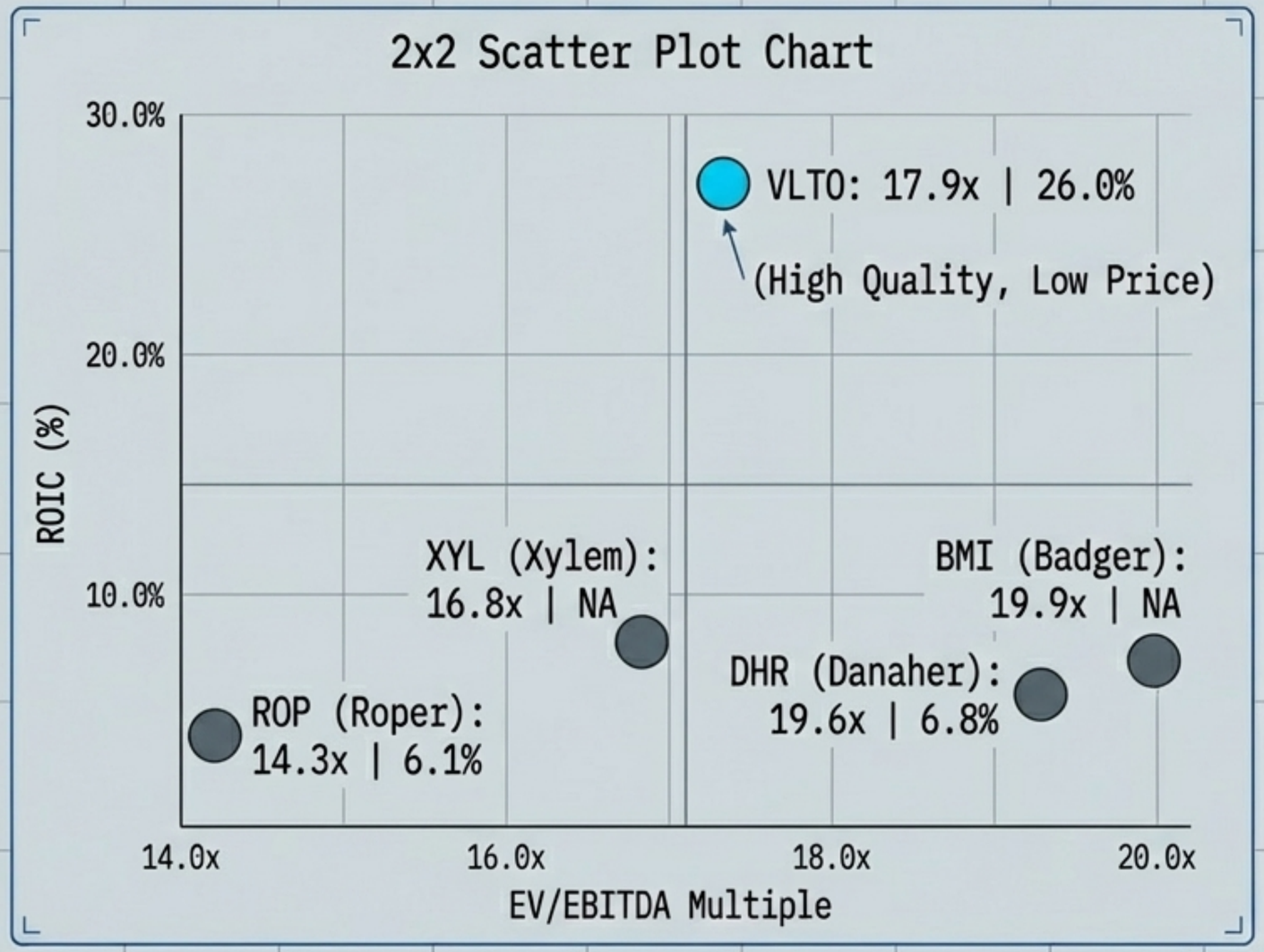

VLTO trades at a 16% discount to its own historical median of 20.2x.

Priced closer to Xylem despite generating ROIC that is nearly 4x higher than Roper or Danaher's retained assets.

Conclusion: The market is applying a spin-off stigma discount, ignoring the elite fundamentals.

NotebookLM

Risk Radar Matrix: Assessing Potential Headwinds

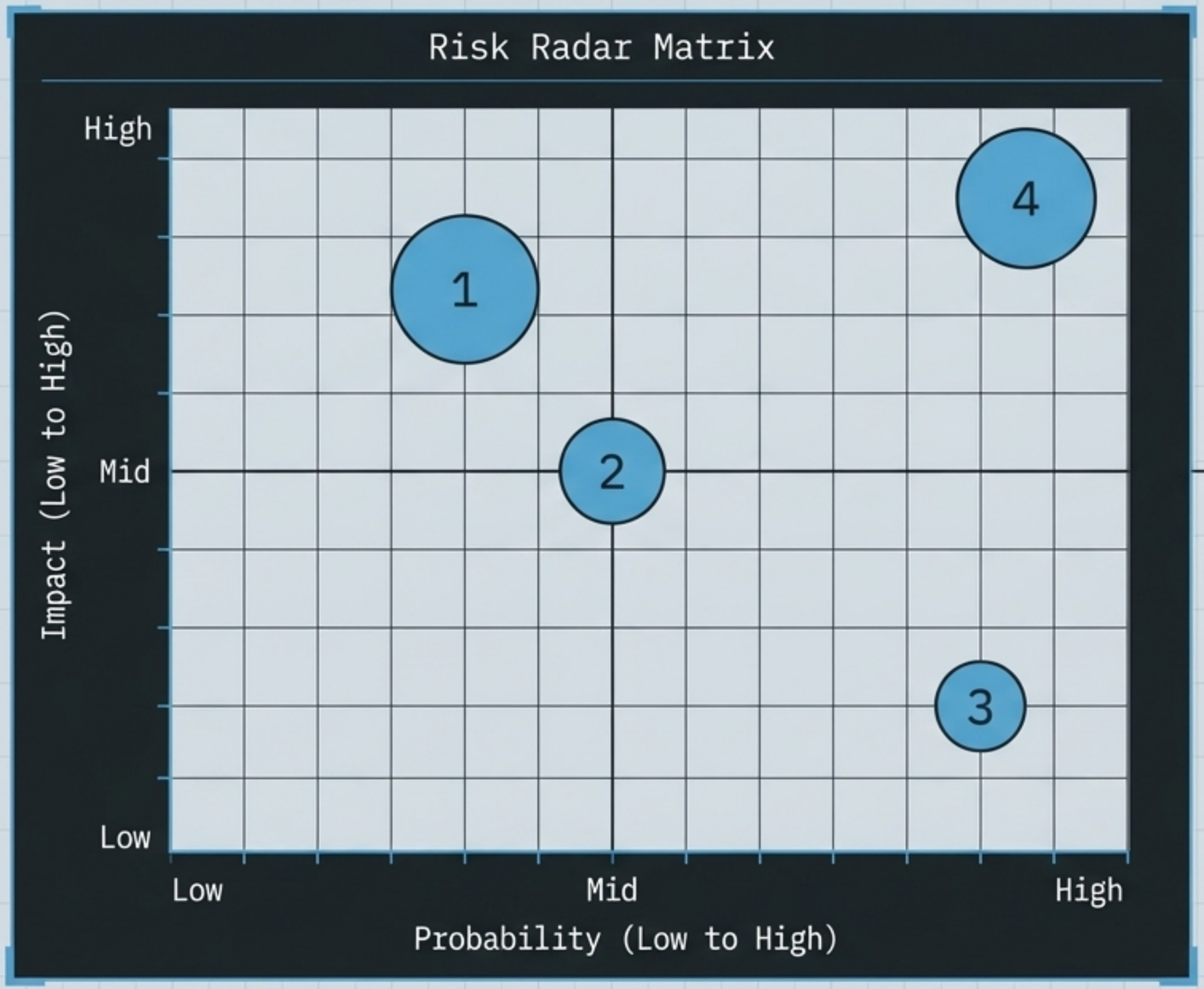

1. **M&A Missteps:** Overpaying for growth (e.g., investor scrutiny over In-Situ's >5x revenue multiple). Fails to achieve Y5 double-digit ROIC.

2. **EPA Funding Cliff:** Bipartisan Infrastructure Law (IIJA) water funding expires September 2026. Non-renewal could freeze municipal spending.

3. **China & Tariffs:** China weakness persists. Tariffs impact ~3.5% of sales. Mitigation: 12+ production lines already relocated; pricing surcharges active.

4. **Long-Tail Disruption Risk:** The Laser Shift: Accelerated industry shift from continuous inkjet to laser marking, which would structurally impair Videojet's highly profitable ink consumable model.

NotebookLM

Synthesis: The Final Verdict

DCF Value Scenarios

Bear ($75–79)

2-3% organic growth, flat margins.
(Re-rated as ex-growth industrial).

Base ($91–99)

4-5% organic growth, modest margin expansion.
(Market is currently perfectly pricing this in at ~$90).

Bull ($113–129)

6-7% organic growth + highly accretive, VES-optimized M&A.

The Final Verdict

The Moat is Real

60% gross margins and 61% recurring revenue confirm pricing power and extreme customer lock-in.

The Price is Fair

You are paying an undemanding 17.9x multiple for an inherently advantaged compounder.

The Ultimate Driver

Alpha generation will rely entirely on management's ability to execute Danaher-style M&A without Danaher's institutional deal-flow heft. Watch In-Situ and TraceGains integration closely.

NotebookLM